

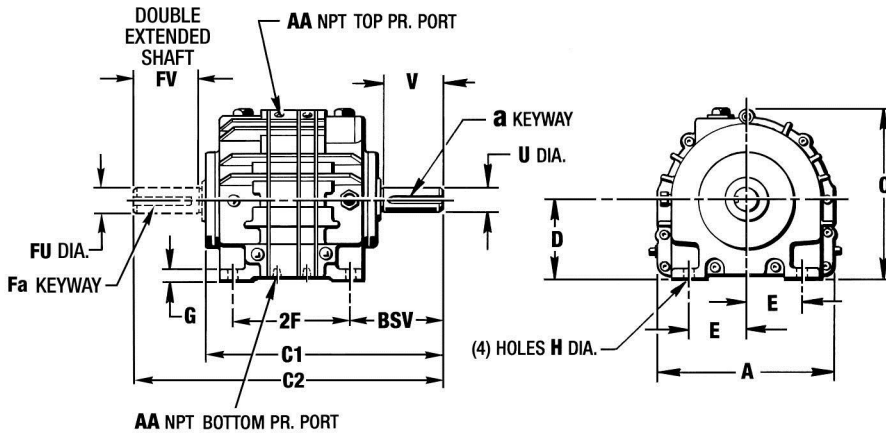


Positorq Absorber Brake Specifications (TB03—TB-20)

Positorq Size	No. of Discs	Dynamic Brake Torque (Lb. Ft.)		Maximum Static Torque@psi	Maximum RPM	Thermal HP Rating		Piston Chamber Volume (Cu. In.)	Inertia Cyclic Parts (Lb. Ft.^2)
		Maximum Continuous slip @ psi	Maximum Momentary Slip @ PSI			Basic	Forced Lube		
03	5	72 @ 43	107 @ 55	145 @ 69	3600	0.40	35	7.60	0.04
	10	144 @ 43	214 @ 55	290 @ 69	3600		70	15.20	0.10
05	9	130 @ 30	195 @ 43	261 @ 60	3600	1.00	63	8.00	0.08
	18	260 @ 30	391 @ 43	521 @ 60	3600		125	16.00	0.16
10	7	277 @ 32	415 @ 43	554 @ 56	3600	1.25	90	12.00	0.25
	14	554 @ 32	831 @ 44	1,108 @ 56	3600		132	24.00	0.50
11	7	478 @ 50	717 @ 70	956 @ 90	1800	1.20	60	12.00	0.38
	14	956 @ 50	1,435 @ 70	1,913 @ 90	1800		120	24.00	0.54
14	11	751 @ 49	1,127 @ 68	1,503 @ 87	1800	1.20	60	12.00	0.53
	22	1,503 @ 49	2,254 @ 68	3,006 @ 87	1800		120	24.00	0.99
20	7	641 @ 33	960 @ 47	1,280 @ 60	1800	1.50	95	23.00	1.50
	14	1,282 @ 33	1,920 @ 47	2,560 @ 60	1800		190	46.00	3.20

* Less than 60 seconds, less than 60% duty cycle.

Positorq Absorber Brake Dimensions (TB03—TB-20)



Size	Foot Mounting Dimensions (Ins.)									Overall Length				Shaft Diameter (Ins.)			Port (NPT)-AA	
	A	D	E	*2Fs	*2Ft	G	H	O	BSV	*Single Shaft		*Double Shaft		a/Fa	U/FU	V/FV	bot.	top
										C1s	C1t	C2s	C2t					
03	10.25	4.50	3.31	6.50	9.13	0.50	0.44	10.38	5.19	13.25	15.88	16.88	19.51	5/16 x 5/32	1 3/8	3.50	1/4	1/4
05	10.25	6.50	3.50	9.09	12.02	0.75	0.56	12.38	5.75	16.50	19.42	20.59	23.52	3/8 x 3/16	1 5/8	4.00	1/4	1/4
10	12.50	6.50	3.50	12.69	16.56	1.00	0.75	13.63	5.50	19.75	23.62	23.69	27.56	3/8 x 3/16	1 3/4	3.75	1/4	1/4
11	12.62	6.50	4.75	12.69	16.56	1.00	0.75	14.50	6.75	21.00	24.88	26.19	30.06	5/8 x 5/16	2 3/8	5.00	1/4	1/4
14	14.00	6.50	4.75	13.04	17.50	1.00	0.75	15.21	6.75	21.38	25.85	26.54	31.00	5/8 x 5/16	2 3/8	4.43	1/4	1/4
20	17.50	9.00	5.75	16.78	21.50	1.38	0.88	19.00	7.38	26.75	31.50	31.54	36.26	5/8 x 5/16	2 3/4	4.75	3/8	1/2

* "S" denotes a Single Stack Unit

* "T" denotes a Tandem Stack Unit

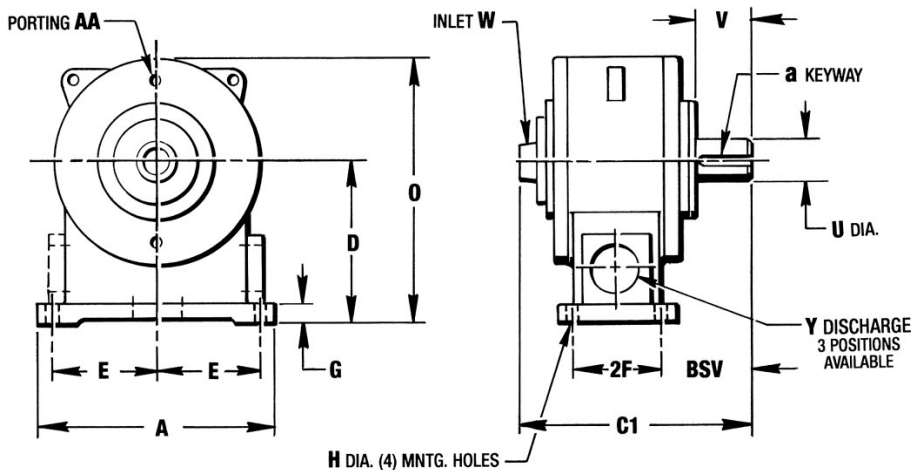


Positorq Absorber Brake Specifications (TB82—TB-87)

Positorq Size	No. of Discs	Dynamic Brake Torque (Lb. Ft.)		Maximum Static Torque@psi	Maximum RPM	Thermal HP Rating		Piston Chamber Volume (Cu. In.)	Inertia Cyclic Parts (Lb. Ft.^2)
		Maximum Continuous slip @ psi	Maximum Momentary Slip@PSI			Basic	Forced Lube		
82	10	1,995 @ 18	2,992 @ 25	3,989 @ 31	1220	—	188	26	11
	12	2,400 @ 31	3,600 @ 41	4,800 @ 52			225		
83	12	4,644 @ 36	6,966 @ 51	9,288 @ 66	1275	—	311	53	33
84	12	8,210 @ 33	12,315 @ 48	16,420 @ 63	1500	—	522	86	55
	18	12,315 @ 19	18,473 @ 27	24,631 @ 36			783		75
85	18	26,853 @ 52	40,280 @ 77	53,706 @ 102	1000	—	936	83	140
	24	35,804 @ 52	53,706 @ 77	71,608 @ 102			1,248		180
86	36	53,706 @ 52	80,560 @ 77	107,413 @ 102	862	—	1,873	166	266
	48	71,608 @ 52	107,413 @ 77	143,217 @ 77			2,496		345
87	28	127,600 @ 43	191,343 @ 65	255,200 @ 86	400	—	3,600	209	3,910

Thru Shaft Options available—Consult Factory
 N/A = Non Applicable

Positorq Absorber Brake Specifications (TB82—TB-87)



Size	Foot Mounting Dimensions (Ins.)								Overall Length (In.)		Shaft Dimensions (Ins.)			AA (NPT) (IN.)	Pipe Dia. (NPT) (In.)	
		A	D	E	2F	G	H	O	BSV	C1	a	U	V		W	Y
82	10	24	12.56	9.50	5.63	1.00	0.75	23.00	8.08	23.00	1 x 1/2	4.25	4.88	1/4	1 1/4	3
	12															
83	12	25	15.00	11.50	6.00	1.50	0.93	27.50	10.25	23.18	1 1/4 x 5/8	5.00	7.00	1/4	2	4
84	12	28	18.00	12.25	8.75	1.50	1.06	33.00	9.94	27.75	1 1/2 x 3/4	6.00	5.93	1/2	1 1/2	4
	18									30.75					3	8
85	18	34	23.00	15.00	12.88	2.50	1.56	38.00	12.68	33.40	1 1/2 x 3/4	6.00	7.88	1/2	3	6
	24									36.21					4	6
86	36	36	22.00	16.00	23.00	4.00	2.25	37.00	14.56	47.44	1 3/4 x 7/8	7.00	8.75	1/2	4	10
	48									53.06					5	14
87	48	56	37.00	24.00	30.00	5.00	3.00	59.00	24.56	61.00	N/A	10.00	N/A	1	6	16



Flange Mounted Positorq Absorber Brake

Positorq Size	No. of Discs	Dynamic Brake Torque (Lb. Ft.)		Maximum Static Torque@psi	*** Maximum RPM	*** Thermal Horsepower with Forced Lube Cooling	Piston Chamber Volume (Cu. In.)	Inertia Cyclic Parts (Lb. Ft.^2)
		Maximum Continuous slip @ psi	ΔMaximum Momentary Slip@PSI					
TB-20-804	10	1027 @ 60	1,540 @ 88	2,055 @ 116	2200	100	20	1.6
TB-20-806	19	1952 @ 60	2,928 @ 88	3,904 @ 116	2200	190	20	2.7
TB-20-807	19	4124 @ 412*	6,187 @ 612*	8,250 @ 813*	700	190	7.36*	6
TB-83-211	12	7,252 @ 825*	10,878@1,200*	14,500 @ 1,580*	120	560	7.32*	28
TB-83-212	20	12,086 @ 825*	18,120@1,200*	24,170 @ 1,580*	120	900	7.32*	39
TB-85-209	32	47,920 @ 800*	71,880 @ 1,150*	95,850 @ 1,510*	900**	1500	11.9*	303

* - Hydraulic Actuation.

** - With High Speed Shaft Seal.

*** - Maximum RPM generally related to type of shaft seal used. Consult factory for higher speeds.

**** - Thermal Horsepower ratings based on current design. Consult factory for higher ratings.

Δ - Less than 60 seconds, less than 60% duty.

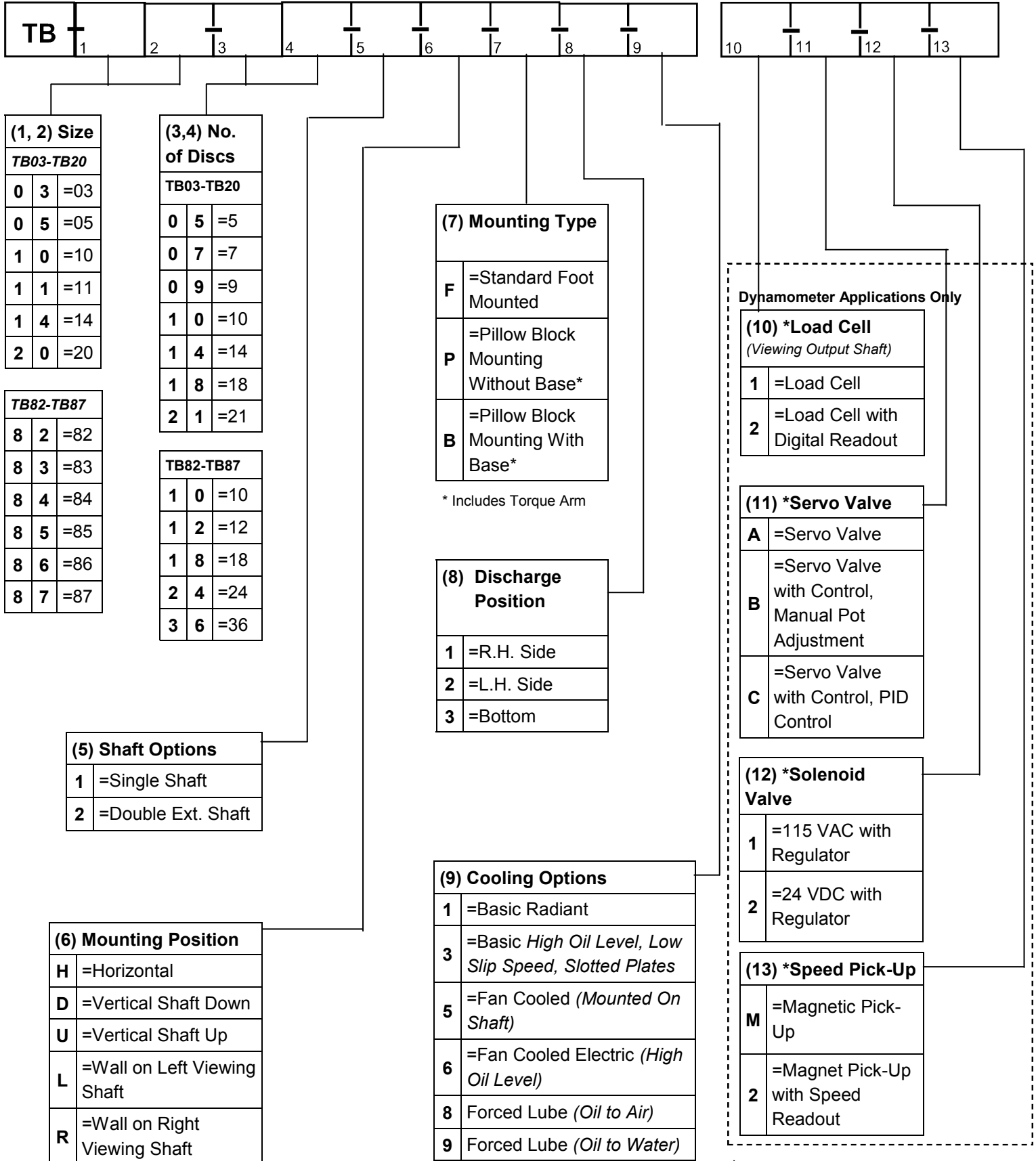
Flange Mounted Positorq Absorber Brake

Positorq Size	No. of Discs	Dynamic Brake Torque (Lb. Ft.)		Maximum Static Torque@psi	*** Maximum RPM	*** Thermal Horsepower with Forced Lube Cooling	Piston Chamber Volume (Cu. In.)	Inertia Cyclic Parts (Lb. Ft.^2)
		Maximum Continuous slip @ psi	ΔMaximum Momentary Slip@PSI					
TB-85-205	7	7095 @ 61	10,642 @ 88	14,190 @ 114	500	184	175	50
	12	12,163 @ 61	18,245 @ 88	24,326 @ 114		374		90
	18	18,244 @ 61	27,366 @ 88	36,489 @ 114		540		160
TB-85-212	37	55,200 @ 790*	82,800 @ 1,145*	110,400 @ 1,500*	900**	250	12.27*	253
TB-87	27	117,935 @ 43	176,903 @ 65	235,581 @ 86	400	2000	355	3975

* - Hydraulic Actuation.

** - With High Speed Shaft Seal.

Δ - Less than 60 seconds, less than 60% duty.



* For Dynamometer applications only. If items 10—13 not required use "N"